

SiGe Single-Hole Transistor Fabricated by AFM Oxidation and Epitaxial Regrowth

Xiang-Zheng Bo, Leonid P. Rokhinson*, D. C. Tsui, and J. C. Sturm

Center for Photonic and Opto-Electronic Materials, Department of Electrical Engineering, Princeton University, Princeton, NJ 08544, Tel: (609) 258-6624

* Present address: Department of Physics, Purdue University, West Lafayette, IN 47907

Silicon single-electron devices are of great interest for future logic, memory and quantum computing. However, their usefulness is limited by the existence of traps related to the Si/SiO₂ interface, which interfere with the desired operation and lead to undesired characteristic features [1]. In this work, we report a new method for the fabrication of Si-based quantum dot devices with an all low-energy patterning process based on AFM lithography (to avoid defects from e-beam and RIE) and Si/SiGe heterojunctions with epitaxial regrowth to confine holes in three-dimensions (to avoid Si/SiO₂ interface states). A single-hole transistor, which is the first reported SiGe quantum device with heterojunction passivation/carrier confinement, shows remarkably clean Coulomb blockade oscillations.

Figure 1 shows the nanopatterning process of Si/SiGe [2]. By applying a negative bias to a scanning AFM tip, a 2nm-thick Si cap was first oxidized [3]. The minimum feature size is < 20 nm. By the next two selective wet etching steps, 10nm-thick p⁺-SiGe, which is the only conducting layer at low temperature, was patterned. The SiGe structure was passivated by low-temperature silicon epitaxial regrowth at 700 °C, which has been demonstrated to yield a clean interface of SiGe/regrown Si.

The device (Fig 1e) consists of a p⁺-Si_{0.7}Ge_{0.3} strained layer on Si, which was patterned by the process of Fig. 1. The valence band offset (~ 220 meV) confines holes to the SiGe at low temperatures, so that they see no surfaces or potential traps. A single-hole tunnels from the source to a dot through a narrow opening, where there is a potential barrier due to confinement effects and side-gate voltages, through the dot, and then through another barrier to the drain. Due to over-etching, the final dot size is estimated to be < 100 nm. The side SiGe regions, separated by the etched pattern and regrown Si, serve as planar gates to modulate the dot and barrier potentials. Current flows when the dot energy levels are between the source and drain Fermi energies.

Typical Coulomb blockade (CB) conductance oscillations are shown in Fig. 2a at $T = 0.3\text{K}$ and $V_{ds} = 100\ \mu\text{V}$ (both gates connected together). Most significantly, the oscillations are extremely clean and narrow (FWHM ~12 meV) (Fig 3), without spurious side peaks caused by oxide states [1]. No peaks related to the charging/discharging of traps over the studied range of the V_g and T were observed, in contrast to unpassivated devices without epitaxial regrowth or Si/SiO₂ dots. The device behaves as a single dot down to 0.3 K and shows no parasitic multi-dot characteristics typical for Si quantum dots fabricated by different techniques [1]. For example, in our earlier work on similar unpassivated structures (no Si regrowth), the peak width was >100 meV at $T = 0.6\ \text{K}$ [2]. The new device now has peaks which are repeatable with different bias and temperature scans. The oscillation peaks are well fit by $G \propto \text{csh}^{-2}[\alpha(V_g - V_p)e/2.5k_B T]$. This indicates weak coupling between the dot and the source/drain ($\Gamma \ll k_B T \ll e^2/C_{Total}$) [4]. A contour plot of conductance vs. gate and drain voltages shows the expected diamond shape from the loss of low conductance regions at higher drain voltages [4]. Work is in progress to quantitatively determine device parameters from Figs. 2 and 4, and to further improve the device characteristics (e.g. a possibly suppressed peak at 0.35V in Fig. 2).

In summary, extremely clean conductance oscillations have been observed in the first Si-passivated SiGe single hole device. This work was supported by ARO-MURI DAA655-98-1-0270 and DARPA.

[1] L. P. Rokhinson, L. J. Guo, S. Y. Chou, and D. C. Tsui, Appl. Phys. Lett. **76**, 1591 (2000).

[2] X.-Z. Bo, L.P. Rokhinson, H. Yin, D. C. Tsui, and J. C. Sturm, Appl. Phys. Lett. **81**, 3263 (2002).

[3] E. S. Snow and P. M. Campbell, Appl. Phys. Lett. **64**, 1932 (1994).

[4] L. P. Kouwenhoven, C. M. Marcus, P. L. McEuen, S. Tarucha, R. M. Westervelt, and N. S. Wingreen, *Mesoscopic Elect. Transport*, edited by L.L. Sohn, L.P. Kouwenhoven, G. Schön (Kluwer 1997), p.105.

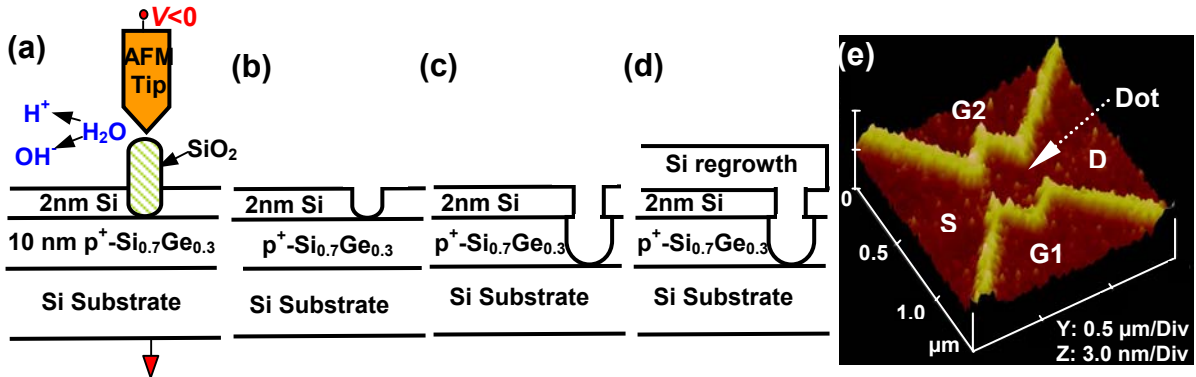


Figure 1. Nanopatterning process of Si/SiGe heterostructures: (a) Si cap AFM oxidation; (b) HF dip to remove SiO₂; and (c) selective wet etching to pattern SiGe layer; (d) silicon epitaxial regrowth. (e) Quantum dot device after AFM oxidation. S, D, G1, G2 indicate source, drain, side gates, respectively.

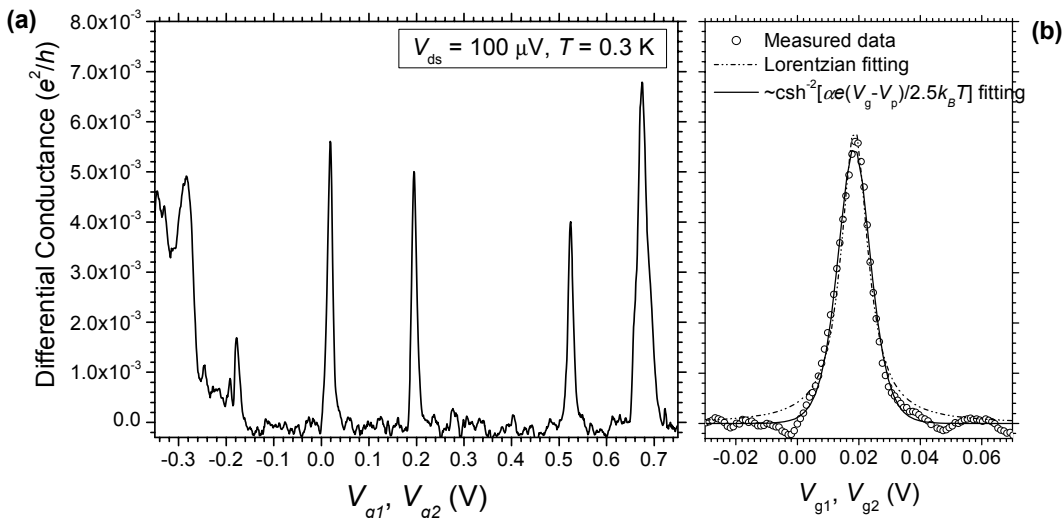


Figure 2. (a) Quantum dot conductance vs. two connected gate voltages at source/drain bias of 100 μV and temperature of 0.3 K; (b) conductance peak (scattered circle) at $V_g \sim 0.02$ V fitted to Lorentzian (dot line) and a thermal broadened CB resonance (solid line)

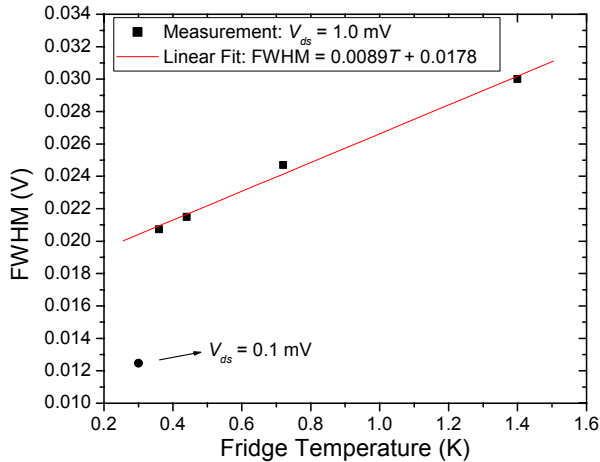


Figure 3. Temperature dependence of FWHM of conductance peak at $V_g \sim 0.02$ V and bias $V_{ds} = 1.0$ mV. Device temperature may be warmer than fridge temperature.

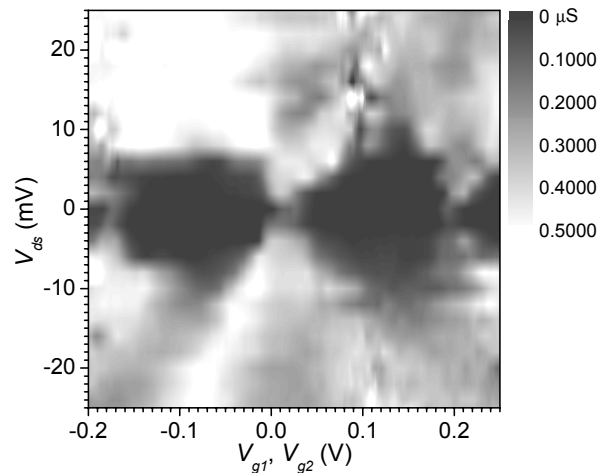


Figure 4. Differential conductance $\partial I / \partial V_{ds}$ on a linear gray scale as a function of V_{g1}, V_{g2} for different bias voltages of V_{ds} . Edge bluntness is thought to be due to the noise from gate voltages, whose source was not experimentally optimized.