

Physics 42200

Waves & Oscillations

Lecture 16 – French, Chapter 6

Spring 2013 Semester

Matthew Jones

Midterm Exam:

Date: Wednesday, March 6th

Time: 8:00 – 10:00 pm

Room: PHYS 203

Material: French, chapters 1-8

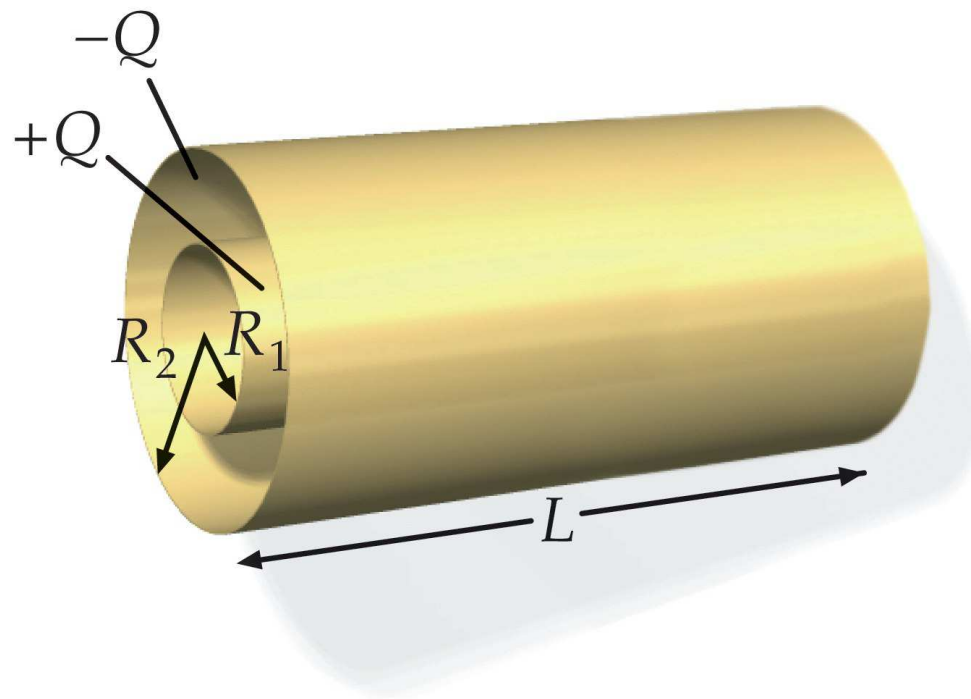
Continuous Systems

$$\frac{\partial^2 y}{\partial x^2} = \frac{1}{v^2} \frac{\partial^2 y}{\partial t^2}$$

- Longitudinal waves in a rigid rod: $v = \sqrt{Y/\rho}$
- Vertical displacement of an elastic string: $v = \sqrt{T/\mu}$
- Longitudinal waves in a gas: $v = \sqrt{\gamma p/\rho}$
- Current in a transmission line: $v = 1/\sqrt{L'C'}$

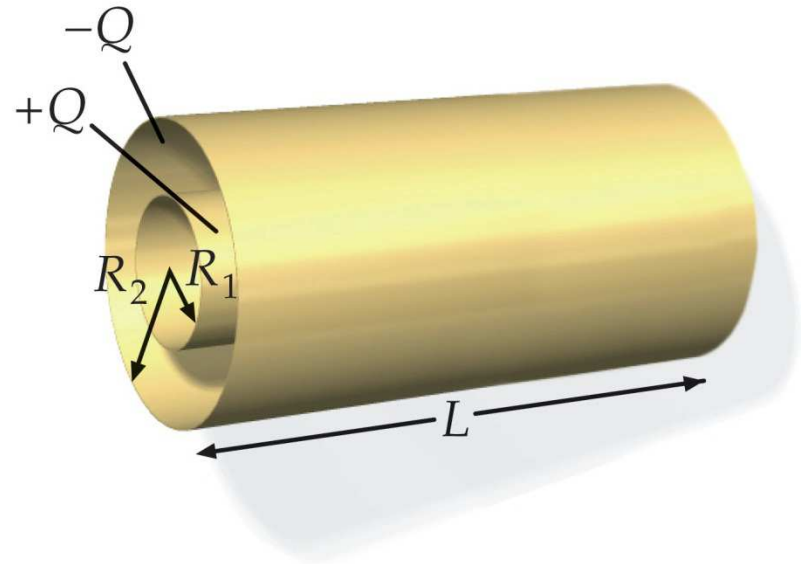
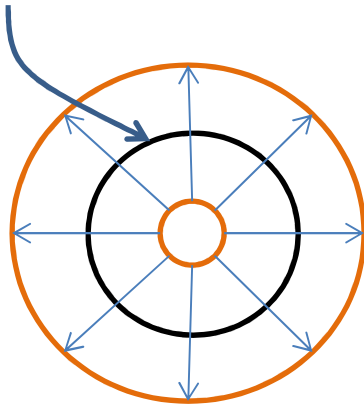
Current in a Transmission Line

- Speed of wave propagation depends on inductance per unit length and capacitance per unit length
- These depend on the geometry of the conductors
- Example:



Gauss's Law

Radius of Gaussian surface is r



$$\oint_S \hat{n} \cdot \vec{E} dA = 2\pi r \ell E = \frac{Q_{inside}}{\epsilon_0}$$

\vec{E} is uniform everywhere on the Gaussian surface

Surface area is $A = 2\pi r \ell$

Linear charge density: $\lambda = Q/\ell$

$$E = \frac{\lambda}{2\pi\epsilon_0 r}$$

Potential Difference and Capacitance

Work needed to move a charge between the conductors:

$$\begin{aligned} V &= - \int_{R_2}^{R_1} \vec{E} \cdot d\vec{r} = - \frac{\lambda}{2\pi\epsilon_0} \int_{R_2}^{R_1} \frac{dr}{r} \\ &= \frac{\lambda}{2\pi\epsilon_0} \log\left(\frac{R_2}{R_1}\right) \end{aligned}$$

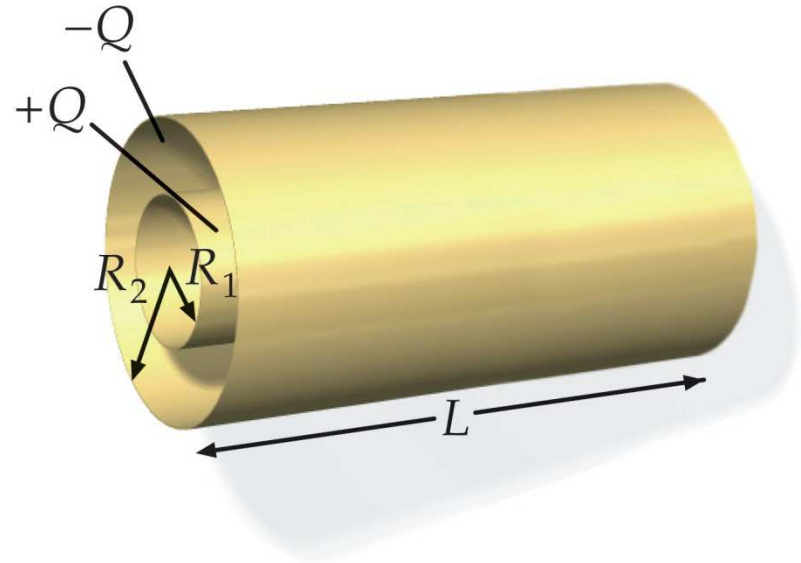
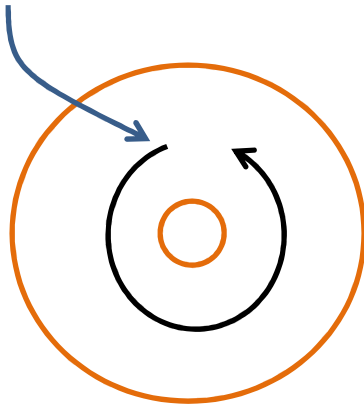
Capacitance is defined by $C = Q/V$

Charge inside is $Q = \lambda\ell$

Capacitance per unit length: $C' = \frac{2\pi\epsilon_0}{\log\left(\frac{R_2}{R_1}\right)}$

Ampere's Law

Radius of Amperian surface is r



Ampere's law: $\oint \vec{B} \cdot d\vec{\ell} = \mu_0 I$

\vec{B} is uniform on the circular path of length $2\pi r$:

$$B = \frac{\mu_0 I}{2\pi r}$$

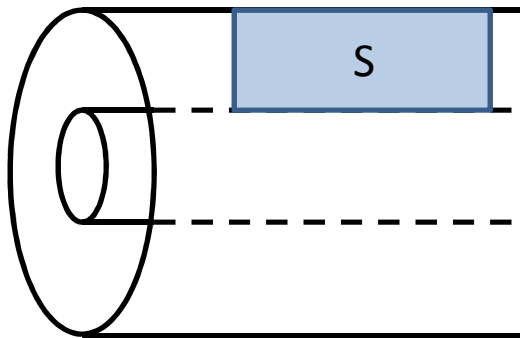
Magnetic Flux and Inductance

Magnetic flux is defined:

$$\phi_m = \int_S \vec{B} \cdot d\vec{a} = \frac{\mu_0 I \ell}{2\pi} \int_{R_1}^{R_2} \frac{dr}{r} = \frac{\mu_0 I \ell}{2\pi} \log \left(\frac{R_2}{R_1} \right)$$

Inductance is defined: $\phi_m = LI$

Inductance per unit length: $L' = \frac{\mu_0}{2\pi} \log \left(\frac{R_2}{R_1} \right)$



Wave Propagation in a Coaxial Cable

- Capacitance per unit length: $C' = \frac{2\pi\epsilon_0}{\log\left(\frac{R_2}{R_1}\right)}$
- Inductance per unit length: $L' = \frac{\mu_0}{2\pi} \log\left(\frac{R_2}{R_1}\right)$

- Speed of wave propagation:

$$v = \frac{1}{\sqrt{L'C'}} = \frac{1}{\sqrt{\epsilon_0\mu_0}} = c$$

- In practice, the conductors are separated by a dielectric with relative permittivity ϵ_r so the speed of wave propagation is $v = c/\sqrt{\epsilon_r}$

Transmission Lines

- Coaxial:  $\epsilon_r = 2.3,$ $v = 0.66 c$

Type equation here.

- Twisted pair: 

$$\epsilon_r = 2.1, \quad v = 0.69 c$$

- Microstrip: 

$$v \approx 0.6 - 0.8 c$$

- Stripline: 

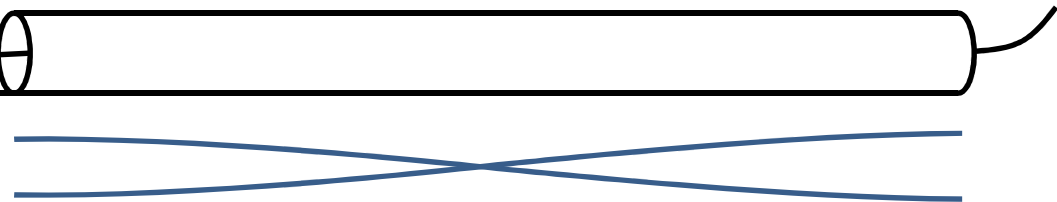
Transmission Lines

- A transmission line can be driven by a voltage source at one end.
- Boundary conditions at the other end:
 - **Open circuit: $I(L) = 0$**
 - Short circuit: $V(L) = 0$



$$\omega_n = \frac{2\pi v}{\lambda_n} = 2\pi v \frac{n}{2L}$$

$$f_n = \frac{nv}{2L}$$



If $L = 1 \text{ m}$ and $v = 20 \text{ cm/ns}$...

$$n = 1$$

$$f = 100 \text{ MHz}$$

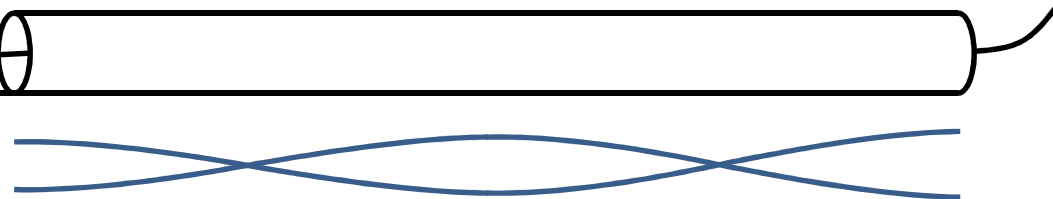
Transmission Lines

- A transmission line can be driven by a voltage source at one end.
- Boundary conditions at the other end:
 - **Open circuit: $I(L) = 0$**
 - Short circuit: $V(L) = 0$



$$\omega_n = \frac{2\pi v}{\lambda_n} = 2\pi v \frac{n}{2L}$$

$$f_n = \frac{nv}{2L}$$



If $L = 1 \text{ m}$ and $v = 20 \text{ cm/ns}$...

$$n = 2$$

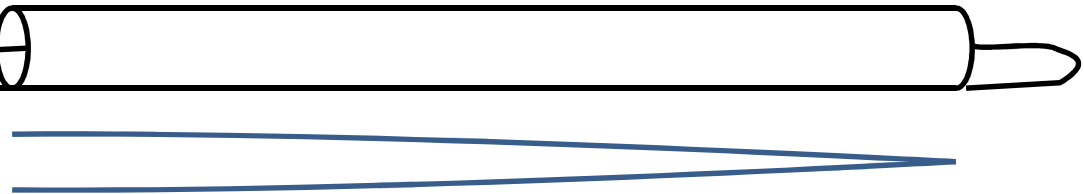
$$f = 200 \text{ MHz}$$

Transmission Lines

- A transmission line can be driven by a voltage source at one end.
- Boundary conditions at the other end:
 - Open circuit: $I(L) = 0$
 - **Short circuit: $V(L) = 0$**



$$\omega_n = \frac{2\pi v}{\lambda_n} = 2\pi v \frac{n-1/2}{2L} \quad f_n = \frac{(n-\frac{1}{2})v}{2L}$$



If $L = 1 \text{ m}$ and $v = 20 \text{ cm/ns}$...

$$n = 1$$

$$f = 50 \text{ MHz}$$

Transmission Lines

- A transmission line can be driven by a voltage source at one end.
- Boundary conditions at the other end:
 - Open circuit: $I(L) = 0$
 - **Short circuit: $V(L) = 0$**



$$\omega_n = \frac{2\pi v}{\lambda_n} = 2\pi v \frac{n-1/2}{2L} \quad f_n = \frac{(n-\frac{1}{2})v}{2L}$$



If $L = 1 \text{ m}$ and $v = 20 \text{ cm/ns}$...

$$n = 2 \quad f = 150 \text{ MHz}$$

Fourier Analysis

- Wave equation:
$$\frac{\partial^2 y}{\partial x^2} = \frac{1}{v^2} \frac{\partial^2 y}{\partial t^2}$$

- Normal modes:

$$f_n(x, t) = A_n \sin\left(\frac{n\pi x}{L}\right) \cos(\omega_n t - \delta_n)$$

$$(\text{when } f_n(0, t) = f_n(L, t) = 0)$$

- The general initial value problem specifies the initial displacement and velocity at $t = 0$
- How can we represent the general solution as the sum of normal modes?

Fourier Analysis

- The general solution can be expressed

$$y(x, t) = \sum_{n=1}^{\infty} A_n \sin\left(\frac{n\pi x}{L}\right) \cos(\omega_n t - \delta_n)$$

- Initial conditions:

$$y(x, 0) = u(x)$$

$$\dot{y}(x, 0) = v(x)$$

- How do we determine the constants A_n and δ_n ?
- At $t = 0$ the general solution looks like this:

$$y(x, t) = \sum_{n=1}^{\infty} B_n \sin\left(\frac{n\pi x}{L}\right) \text{ where } B_n = A_n \cos \delta_n$$

Fourier Analysis

- Fourier transform:

$$B_k = \frac{2}{L} \int_0^L \sin\left(\frac{k\pi x}{L}\right) u(x) dx$$

- Really? Let's prove it by demonstration:
- At $t = 0$, $u(x) = \sum_{n=1}^{\infty} B_n \sin\left(\frac{n\pi x}{L}\right)$ so we want to calculate

$$\frac{2}{L} \int_0^L \sin\left(\frac{k\pi x}{L}\right) u(x) dx = \frac{2}{L} \sum_{n=1}^{\infty} B_n \int_0^L \sin\left(\frac{k\pi x}{L}\right) \sin\left(\frac{n\pi x}{L}\right) dx$$

Fourier Analysis

Use the trigonometric identity:

$$\sin \alpha \sin \beta = \frac{1}{2} (\cos(\alpha - \beta) - \cos(\alpha + \beta))$$

$$\begin{aligned} \int_0^L \sin\left(\frac{k\pi x}{L}\right) \sin\left(\frac{n\pi x}{L}\right) dx \\ &= \frac{1}{2} \int_0^L \cos\left(\frac{(k-n)\pi x}{L}\right) dx + \frac{1}{2} \int_0^L \cos\left(\frac{(k+n)\pi x}{L}\right) dx \\ &= \frac{L}{2(k-n)\pi} \sin((k-n)\pi) + \frac{L}{2(k+n)\pi} \sin((k+n)\pi) \end{aligned}$$

This vanishes unless $k = n$ in which case,

$$\frac{1}{2} \int_0^L \cos\left(\frac{(k-n)\pi x}{L}\right) dx \rightarrow \frac{1}{2} \int_0^L dx = \frac{L}{2}$$

So we write:

$$\frac{2}{L} \int_0^L \sin\left(\frac{k\pi x}{L}\right) \sin\left(\frac{n\pi x}{L}\right) dx = \delta_{kn}$$

$$\delta_{kn} = \begin{cases} 0 & \text{if } k \neq n \\ 1 & \text{if } k = n \end{cases}$$

Fourier Analysis

With this result, we can write

$$\begin{aligned}\frac{2}{L} \int_0^L \sin\left(\frac{k\pi x}{L}\right) u(x) dx &= \frac{2}{L} \sum_{n=1}^{\infty} B_n \int_0^L \sin\left(\frac{k\pi x}{L}\right) \sin\left(\frac{n\pi x}{L}\right) dx \\ &= \sum_{n=1}^{\infty} B_n \delta_{kn} = B_k\end{aligned}$$

Example

- How to describe a square wave in terms of normal modes:

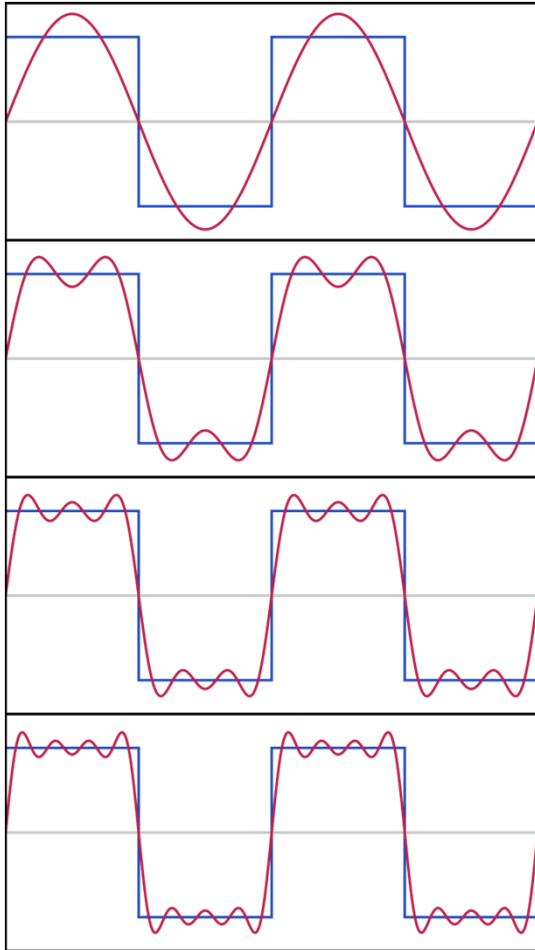
$$u(x) = \begin{cases} +1 & \text{when } 0 < x < \lambda/2 \\ -1 & \text{when } \lambda/2 < x < \lambda \end{cases}$$

$$B_n = \frac{2}{\lambda} \int_0^{\lambda/2} \sin(nkx) dx - \frac{2}{\lambda} \int_{\lambda/2}^{\lambda} \sin(nkx) dx$$

$$= \frac{2}{n\pi} [1 - \cos(n\pi)]$$

$$B_1 = \frac{4}{\pi}, B_3 = \frac{4}{3\pi}, B_5 = \frac{4}{5\pi}, \dots$$

Example



$$B_n = \frac{2}{n\pi} [1 - \cos(n\pi)]$$
$$B_1 = \frac{4}{\pi}, B_3 = \frac{4}{3\pi}, B_5 = \frac{4}{5\pi}, \dots$$
$$B_2 = 0, B_4 = 0, B_6 = 0, \dots$$